

Monthly Report

Subject: Administration Report – July 2013

I. Core Activity

A. Administration

Health Promotion

	Bloomingtondale	Florham Park	Kinnelon	Pequannock	Riverdale
Alcohol	0	0	0	0	0
Tobacco	0	0	0	0	0
Heart health, Exercise	0	0	0	0	0
Influenza	0	0	0	0	0
Skin Cancer Prevention	0	0	0	0	0
Healthy aging	0	0	0	0	0
Poison Prevention	0	0	0	0	0
Blood borne pathogen training.	0	0	0	0	0
Nutrition Education, Diabetes	0	0	0	0	0

Narrative:

- Met with Melissa Kostinas from the Mayors Wellness Campaign to discuss additional funding opportunity. We went over the Fall proposal for the Hunger Campaign.
- Attended a webinar which presented information on the topic of ‘Insurance Market Place and Health Exchange.’
- Attended a Municipal Alliance Meeting on ‘Drug Awareness Planning.’
- Delivered all pedometers for the upcoming Health Strides Program.
- Prepared blood drive advertisements for upcoming events in Pequannock.
- Begin planning for ‘Workforce Wellness.’
- Begin skin cancer planning and gathering of all resources for a Department table scheduled for an August event at Pequannock’s Farmers Market.

Monthly Report

B. Environmental Health

Recreational Bathing

	Bloomingtondale	Florham Park	Kinnelon	Pequannock	Riverdale
Plan Review	0	0	0	0	0
Total facilities licensed	0	0	0	0	0
Facilities inspected	2	7	0	2	0
Facilities re-inspected	0	3	1	0	0
Enforcement action	0	0	0	0	0

Youth Camps

	Bloomingtondale	Florham Park	Kinnelon	Pequannock	Riverdale
Pre-operational inspections	1	2	0	0	0
Re-inspections	0	0	0	0	0

Food Surveillance

	Bloomingtondale	Florham Park	Kinnelon	Pequannock	Riverdale
Plan reviews	0	1	0	0	0
Total licensed	1	1	2	12	4
Establishments inspected	1	6	3	17	7
Requiring re-inspections	0	0	0	1	1
Complaints	0	0	2	1	5
Enforcement action	0	0	1	0	0
Vending machines licensed	0	0	0	0	0

Monthly Report

Enforcement Actions and Complaints

Bloomington Complaints: Red Twig Trail – Complaint abandoned pool
South Road – Complaint odors from septic holding tank
Buena Vista Way West – Complaint of property maintenance
Ann Street – Complaint of abandoned pool

Florham Park: Columbia Turnpike – Complaint of mold in stairway
Sun Valley – Complaint of feral cats
Florham Avenue – Complaint of abandoned pool
Hillside Avenue – Complaint of noise

Kinnelon Complaints: Smoke Rise Snack Stand – Complaint of inadequate food handling
Lakeside Deli – Complaint of door open
Meadtown Shopping Center – Complaint of solid waste
Ridge Trail – Complaint of feral cats
Camp Rickabear – Complaint of food-borne illness
Smoke Rise Road – Complaint of sewage/oil odor

Pequannock Complaints: Kings Kid Deli – Complaint of Selling e-cigarettes to minors (invalid: owner just recently stated selling e-cigarettes and had documentation on all sales.)
Tudor Drive – Complaint of interior housing violations
Jefferson Street – Complaint of improper solid waste storage
Best Western Regency – Complaints of sewage overflow and improper solid waste storage
495 Route 23 – Complaint of overflowing dumpster

Riverdale: Family Carpet – Complaint of selling hot dogs without health department approvals
Wal-Mart – Complaint of flies in produce section
N.J. Buffet – Complaint of worm in oysters & improper disposal of grease
Subway – Complaint of moldy soda dispenser

Multi-Agency Activities

- The temporary permit applications were revised to include an application for the event organizer as well as the individual vendors. A packet containing this information was delivered and reviewed at each municipality's recreation department and clerk's offices. This packet was created due to temporary events being held without getting proper Department approvals.
- A Food Handlers Class was presented at Salvation Army and 29 people attended the class.
- Two interns from the Rutgers Environment and Public Health Course started their 200 hours of training with the REHSs on staff in July.

Monthly Report

Special Events/Activities

REHSs developed a survey as part of a QI project to reduce critical violations. The survey included questions regarding the respondent's knowledge of the current health department rating system. The survey was deployed in email blasts and on various Face Book pages. The survey remained active for one month 277 people responded to the survey. Forty five percent (45%) of respondents said that posting the placard on the front door of the establishment would make it easier to find. The Department would like the BOHs to review and entertain modifying the current retail food ordinance to include this change. Please see attachment for survey results.

An application and inspection checklist was created to coincide with a newly adopted ordinance in Bloomingdale regarding residential agricultural uses, namely addresses the number of chickens permitted in certain zones. The checklist will be used by REHSs during inspections.

Public Health Nuisance

	Bloomingdale	Florham Park	Kinnelon	Pequannock	Riverdale
Complaints	3	4	4	7	2
Investigations	6	7	5	11	5
Enforcement actions	1	0	0	0	2

Water and Wastewater

	Bloomingdale	Florham Park	Kinnelon	Pequannock	Riverdale
Well permits	0	0	0	0	0
Septic permits	1	0	4	10	0
Septic construction inspections	1	0	29	7	7
Sewage site inspections	1	0	1	0	1
Complaints	0	0	0	0	0

Narrative

An alternate design of a septic system is subject to certain regulatory requirements with regards to start up and routine inspections of the systems. Letters regarding these requirements were created for homeowners, design engineers and certified inspection service providers. A spreadsheet was created so that the inspection schedules and service provider contracts can be tracked.

Monthly Report

Body Art

	Bloomingtondale	Florham Park	Kinnelon	Pequannock	Riverdale
Massage salon inspections	0	0	0	0	0
Tanning salon inspections	0	0	0	0	0
Body art inspections	0	0	0	0	0

C. Communicable Diseases

Reportable Disease

	Bloomingtondale	Florham Park	Kinnelon	Pequannock	Riverdale
Gastrointestinal Diseases	1	0	1	0	2
Hepatitis B	0	0	0	0	0
Hepatitis C	1	0	0	1	0
Lyme Disease	5	5	6	5	4
Vaccine Preventable Diseases	1	0	0	0	0
Other Reportable Diseases	0	0	0	0	0

Narrative

Monthly Report

Immunizations – School Program

	Bloomingtondale	Florham Park	Kinnelon	Pequannock	Riverdale
Total schools	0	0	0	0	0
Schools Audited	0	0	0	0	0
Enforcement	0	0	0	0	0
Total preschools	0	0	0	0	0
i. Preschools Audited	0	0	0	0	0
ii. Preschools Reinspected	0	0	0	0	0
Total Elementary Schools K-5	0	0	0	0	0
i. Elementary School K-5 Audited	0	0	0	0	0
ii. Elementary School K-5 Reinspected	0	0	0	0	0
Total Middle Schools 6-8	0	0	0	0	0
i. Middle School 6-8 Audited	0	0	0	0	0
ii. Middle School 6-8 Reinspected	0	0	0	0	0
Total High Schools 9-12	0	0	0	0	0
i. High School 9-12 Audited	0	0	0	0	0
ii. High School 9-12 Reinspected	0	0	0	0	0

Monthly Report

Rabies & Zoonosis Control

	Bloomingtondale	Florham Park	Kinnelon	Pequannock	Riverdale
Dog licenses issued	7	34	8	61	2
Cat licenses issued	4	15	0	22	2
Pet shops, kennels inspected	0	0	0	0	0
Animal bite investigations	0	0	0	1	0
Unlicensed dogs found on canvass	0	0	0	0	0
Dogs impounded	0	0	0	2	0
Cats impounded	0	0	0	8	0
Dogs redeemed	0	0	0	1	0
Cats redeemed	0	0	0	1	0
Dogs adopted	0	0	0	0	0
Cats adopted	0	0	0	14	0
Dogs euthanized	0	0	0	0	0
Cats euthanized	0	0	0	0	0
Dogs vaccinated in free clinic	0	0	0	0	0
Cats vaccinated in free clinic	0	0	0	0	0

Narrative

Pequannock and Florham Park continued with the door to door dog canvass.

Monthly Report

D. Maternal and Child Health

Infant & Preschool Children – 6 months to 18 years

	Bloomingtondale	Florham Park	Kinnelon	Pequannock	Riverdale
Children served annually <200% federal poverty level (unduplicated)	0	0	0	0	0
Total visits	3	0	1	4	1
Referred	0	0	0	0	0
Children immunized (unduplicated)	0	0	0	0	0
Total immunizations	11	0	2	4	3
Influenza Vaccinations	0	0	0	0	0

Childhood Lead Poisoning

	Bloomingtondale	Florham Park	Kinnelon	Pequannock	Riverdale
Risk assessments	0	0	0	0	0
Age appropriate children referred for screening	0	0	0	0	0
Initial positives	0	0	0	0	0
Confirmed positive by venous	0	0	0	0	0
Residences abated	0	0	0	0	0

Narrative

The bi-monthly Health Department Child Health Conference was held. Six (6) children were seen for physical exams and immunizations and three (3) children were seen for immunizations only.

Monthly Report

1. Cancer Services

	Bloomingtondale	Florham Park	Kinnelon	Pequannock	Riverdale
Individuals screened for skin cancer	0	0	0	0	0
Referrals for skin cancer	0	0	0	0	0
Male prostate screening	0	0	0	0	0
Referrals for prostate cancer	0	0	0	0	0
Referrals diagnosed with prostate cancer	0	0	0	0	0

2. Cardiovascular Disease

	Bloomingtondale	Florham Park	Kinnelon	Pequannock	Riverdale
Hypertension screenings	25	0	0	16	22
Referred for medical evaluation	0	0	0	0	1
Educational programs	0	0	0	0	0
Educational program participants	25	0	0	16	22
Newly diagnosed hypertensive	0	0	0	2	1
Cholesterol screening	0	0	0	0	0
Referred for medical evaluation	0	0	0	0	0

Monthly Report

3. Adults (18-59) Adult Health Services/PHN Visits

Table 1

	Bloomingtondale	Florham Park	Kinnelon	Pequannock	Riverdale
Adults screened (unduplicated)	0	0	0	0	0
Referred	0	0	0	0	0
All PHN visits	0	0	0	0	0

Table 2 Adult Immunizations (doses) 18 – 59 years of age

January 2013	Bloomingtondale	Florham Park	Kinnelon	Pequannock	Riverdale
Seasonal influenza vaccine	0	0	0	0	0
Varicella vaccine	0	0	0	0	0
Zostavax vaccine	0	0	0	0	0
Tetanus vaccine	0	0	0	0	0

4. Older Adults (60+ years of age) Adult Health Services/PHN Visits

Table 1

	Bloomingtondale	Florham Park	Kinnelon	Pequannock	Riverdale
Adults screened (unduplicated)	0	0	0	0	0
Referred	0	0	0	0	0
All PHN visits	0	0	0	2	1

Table 2 Adult Immunizations (doses) 60 + years of age

January 2013	Bloomingtondale	Florham Park	Kinnelon	Pequannock	Riverdale
Seasonal influenza vaccine	0	0	0	0	0
Varicella vaccine	0	0	0	0	0
Zostavax vaccine	0	0	0	0	0
Tetanus vaccine	0	0	0	0	0

Monthly Report

II Elective Activity

A. Vision

Vision

	Bloomingtondale	Florham Park	Kinnelon	Pequannock	Riverdale
Total adult vision screening	0	0	0	0	0
Total preschool vision screening	0	0	0	0	0
Glaucoma screening	0	0	0	0	0
Vision acuity	0	0	0	0	0
referred	0	0	0	0	0

Narrative

The nurses are working on scheduling programs for the fall including flu clinics in each town, blood drives and pediatric vision screenings.

The nurses also assisted in promoting a blood drive in Pequannock which yielded 49 donors.

Monthly Report

III. Vital Statistics

	Bloomingtondale	Florham Park	Kinnelon	Pequannock	Riverdale
I. Records Accepted					
Marriages:	4	2	8	4	1
Resident					
Non-resident	0	12	1	4	0
Domestic Partnership:	0	0	0	0	0
Resident					
Non-resident	0	0	0	0	0
Civil Union:	0	0	0	0	0
Resident					
Non-resident	0	0	0	0	0
Births:	0	0	0	4	0
Resident					
Non-resident	0	0	0	88	0
Deaths:	6	3	3	17	1
Resident					
Non-resident	0	1	0	26	0
Fetal Death:	0	0	0	0	0
Resident					
Non-resident	0	0	0	0	0
II. Residential Deaths by Cause					
Heart Disease	2	2	0	5	0
Cancer	0	0	2	1	1
Stroke	0	1	0	0	0
Respiratory Disease	1	0	0	5	1
Accidents	1	0	0	0	0
Suicides	0	0	0	0	0
All others	2	5	1	8	3

Monthly Report

IV. Revenues

	Bloomingtondale	Florham Park	Kinnelon	Pequannock	Riverdale
Licenses	\$50.00	\$200.00	\$200.00	\$600.00	\$0.00
Permit fees	\$100.00	\$125.00	\$400.00	\$900.00	\$100.00
Personal Health Programs	\$0.00	\$0.00	\$0.00	\$490.00	\$0.00
Animal control	\$177.00	\$611.00	\$155.00	\$2,980.00	\$50.00
Vital Statistics	\$122.00	\$1,984.00	\$310.00	\$8,828.00	\$368.00
Total Revenues	\$449.00	\$2,920.00	\$1,065.00	\$13,798.00	\$518.00

Letters and Certificates of Appreciation:

Training:

Stephanie received an educational scholarship, sponsored by the National Environmental Health Association (NEHA) and Decade Software to attend the 77th Annual Education Conference in Washington D.C., from July 9th thru July 11th. Over the three days, the following seminars were attended:

Environmental Health Strike Team and Emergency Response ; There's an App for That!; Hookah, A Public Health Problem?; Advancing the Business of Environmental Health ; Food Safety Focus Series, Part 1; Public Health and Land Use/Redevelopment: Creating Community Health Indicators ; Essential Communication Strategies for Environmental Public Health Professionals; Assessing Food Safety Trends within Foodservice and Retail Food Establishments; Voluntary National Retail Food Regulatory Program Standards; Food Safety Focus Series, and Part 2 Public Health Department Accreditation and Environmental Public Health.

Peter and Gail attended a webinar put on by the state department of health previewing a new complaint data base.

Jean participated in "Health Insurance Marketplace "Training Conference Call.

Susan participated in a "Pediatric Infectious Disease - Influenza 2013 – 2014"

Scholarship Award

This is to certify that


Stephanie Gorman

has been awarded the

2013 Decade - NEHA AEC Scholarship



Darryl Booth
President of Decade Software Company, LLC



Brian Collins
President of NEHA



Monthly Report

Restaurant Inspection Rating Survey

1. Do you know that the health department rates food establishments?

- yes
 no

2. Do you know that you can request the most recent inspection report from the restaurant?

- yes
 no

3. Do you know that the rating certificate must be posted in public view?

- yes
 no

4. Please choose one answer only. What would make the certificate easier to understand?

- Color (red = worst, yellow, green = best)
 Grade (A, B, or C)
 Words: (Satisfactory, Conditionally Satisfactory, Unsatisfactory)
 Other, please specify _____

5. Please choose one answer only. What would make it easier to find?

- On the front door
 Within 5 feet of the front entrance (example: window placement)
 At the service counter
 In the entrance foyer
 Other, please specify _____

6. Do you look for the rating certificate? (If your answer is no, you are finished with this survey)

- yes
 no

7. Once you find the certificate, do you understand the rating?

- yes
 no

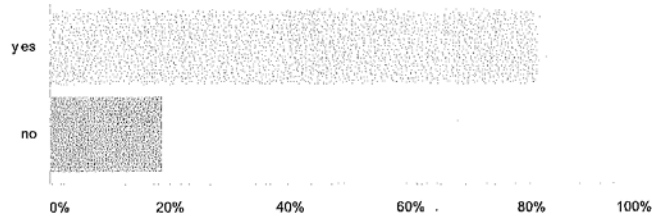
Comments:

Monthly Report

Restaurant Inspection Rating Survey

Q1 Do you know that the health department rates food establishments?

Answered: 277 Skipped: 0

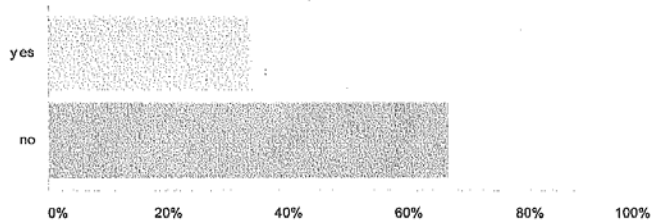


Answer Choices	Responses	
yes	81.59%	226
no	18.41%	51
Total		277

Restaurant Inspection Rating Survey

Q2 Do you know that you can request the most recent inspection report from the restaurant?

Answered: 276 Skipped: 1



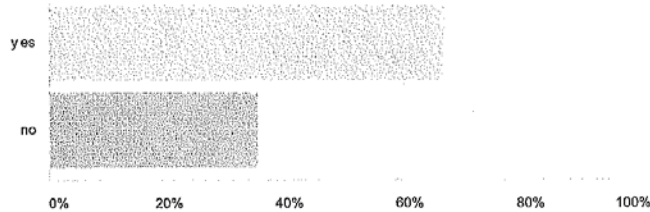
Answer Choices	Responses	
yes	33.70%	93
no	66.30%	183
Total		276

Monthly Report

Restaurant Inspection Rating Survey

Q3 Do you know that the rating certificate must be posted in public view?

Answered: 273 Skipped: 4

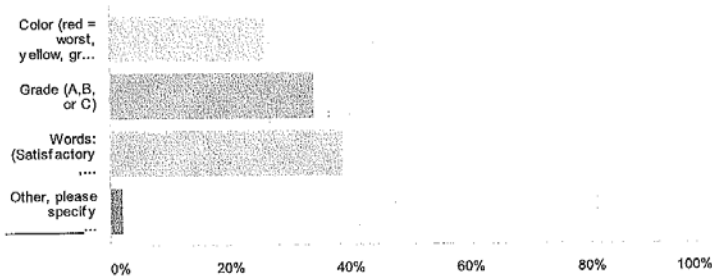


Answer Choices	Responses	
yes	65.57%	179
no	34.43%	94
Total		273

Restaurant Inspection Rating Survey

Q4 Please choose one answer only. What would make the certificate easier to understand?

Answered: 273 Skipped: 4



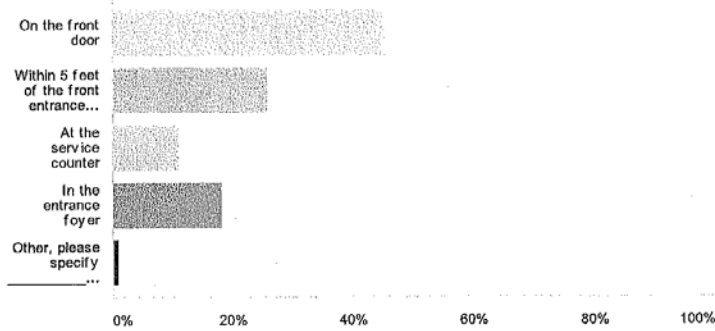
Answer Choices	Responses	
Color (red = worst, yellow, green = best)	26.01%	71
Grade (A, B, or C)	33.70%	92
Words: (Satisfactory, Conditionally Satisfactory, Unsatisfactory)	38.46%	105
Other, please specify	1.83%	5
Total		273

Monthly Report

Restaurant Inspection Rating Survey

Q5 Please choose one answer only. What would make it easier to find?

Answered: 275 Skipped: 2

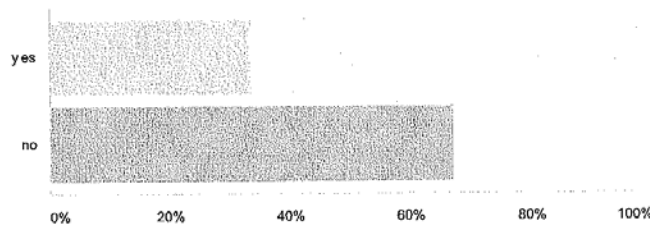


Answer Choices	Responses	Count
On the front door	45.09%	124
Within 5 feet of the front entrance (example: window placement)	25.45%	70
At the service counter	10.91%	30
In the entrance foyer	17.82%	49
Other, please specify _____	0.73%	2
Total		275

Restaurant Inspection Rating Survey

Q6 Do you look for the rating certificate? (If your answer is no, you are finished with this survey)

Answered: 271 Skipped: 6



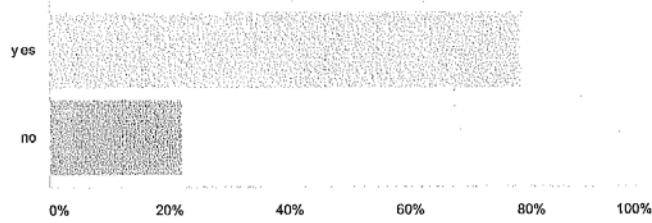
Answer Choices	Responses	Count
yes	33.21%	90
no	66.79%	181
Total		271

Monthly Report

Restaurant Inspection Rating Survey

Q7 Once you find the certificate, do you understand the rating?

Answered: 115 Skipped: 152



Answer Choices	Responses	Count
yes	78.26%	90
no	21.74%	25
Total		115